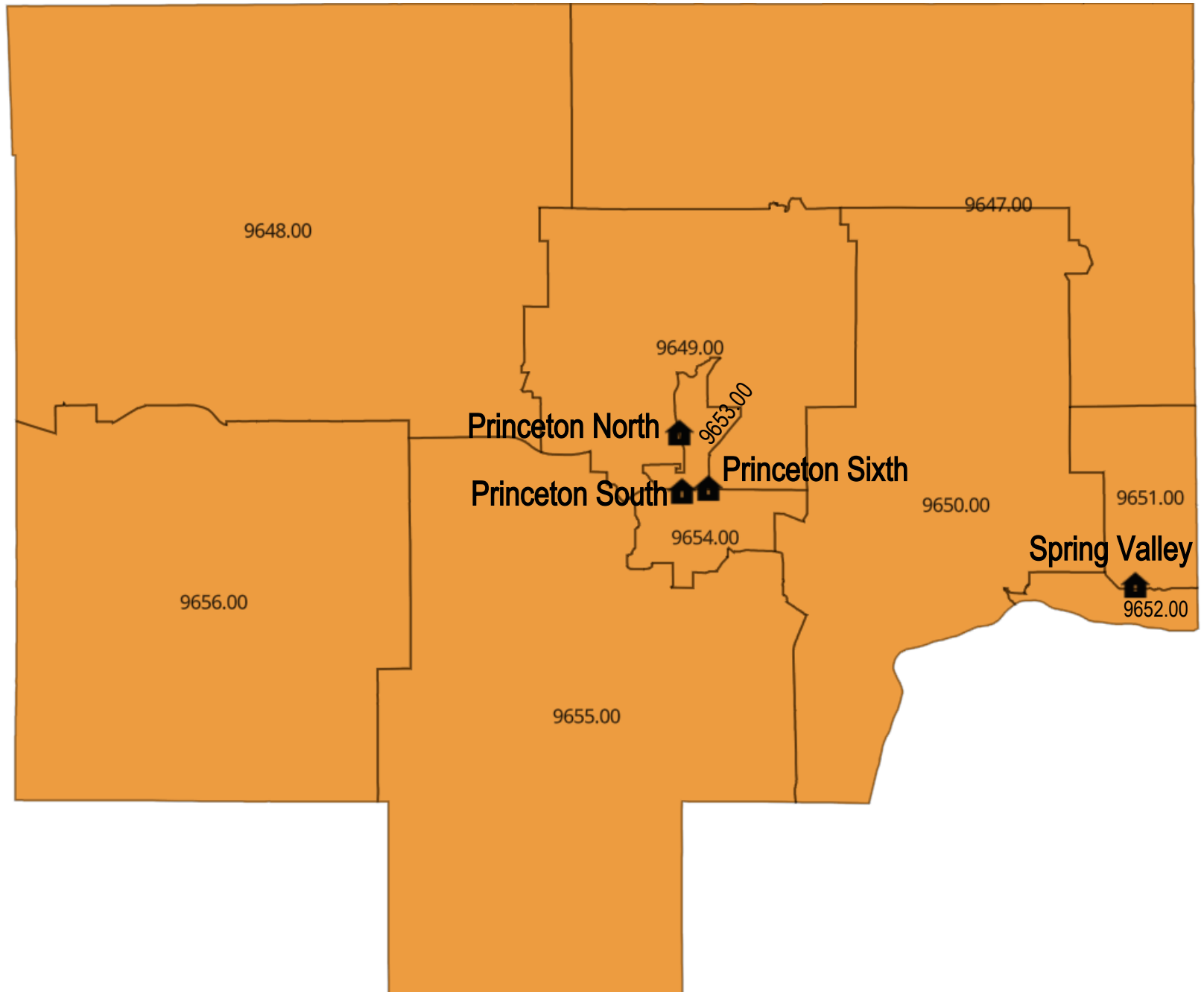


## Census Tract

- 0:: NA Income
- 1:: Low Income
- 2:: Moderate Income
- 3:: Middle Income
- 4:: Upper Income
- Heartland Bank Branch



2025 FFIEC Census Report - Summary Census Overview Information

State: ILLINOIS

County: 011 - BUREAU COUNTY

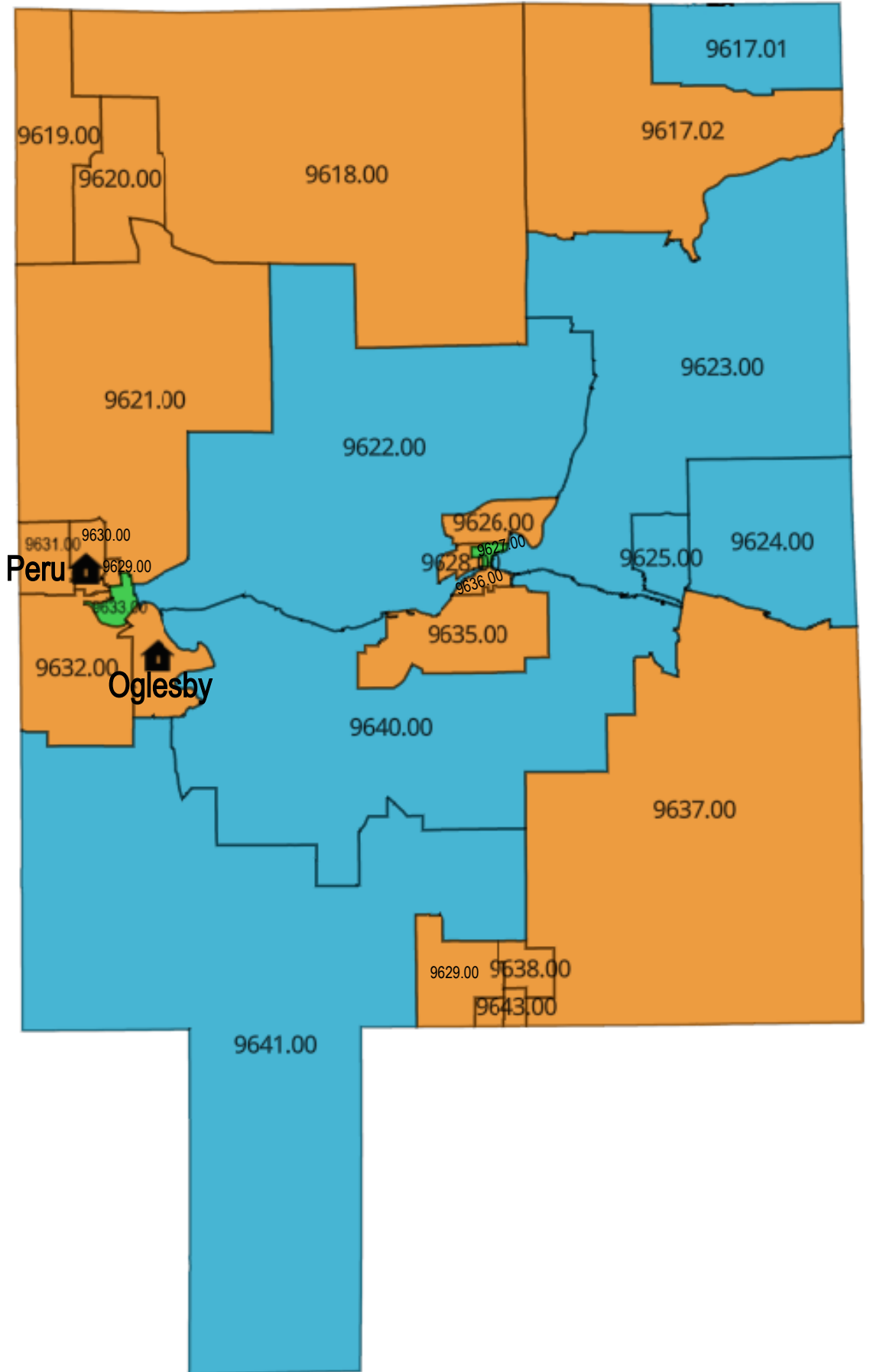
All Tracts: 10



State Abbr	County Name	Tract code	Tract Income Level	Tract Median Family Income %	Distressed or Underserved Tract	2025 FFIEC Est. MSA/MD/non-MSA/MD Median Family Income	2020 Tract Median Family Income	Tract Population	Minority Population	Tract Minority %	Owner Occupied Units	1- to 4- Family Units
IL	BUREAU COUNTY	9647.00	3 - Middle	108.71	Yes	\$86,600	\$73,750	2866	235	8.20	953	1249
IL	BUREAU COUNTY	9648.00	3 - Middle	109.91	Yes	\$86,600	\$74,559	3231	177	5.48	985	1492
IL	BUREAU COUNTY	9649.00	3 - Middle	94.43	Yes	\$86,600	\$64,063	2635	244	9.26	811	1261
IL	BUREAU COUNTY	9650.00	3 - Middle	112.57	Yes	\$86,600	\$76,364	3668	1313	35.80	1105	1671
IL	BUREAU COUNTY	9651.00	3 - Middle	99.60	Yes	\$86,600	\$67,566	4224	840	19.89	1142	1672
IL	BUREAU COUNTY	9652.00	3 - Middle	87.77	Yes	\$86,600	\$59,543	3474	847	24.38	1005	1333
IL	BUREAU COUNTY	9653.00	3 - Middle	94.03	Yes	\$86,600	\$63,789	3370	379	11.25	987	1483
IL	BUREAU COUNTY	9654.00	3 - Middle	111.69	Yes	\$86,600	\$75,769	3555	290	8.16	1228	1582
IL	BUREAU COUNTY	9655.00	3 - Middle	93.24	Yes	\$86,600	\$63,250	3506	222	6.33	1207	1606
IL	BUREAU COUNTY	9656.00	3 - Middle	112.98	Yes	\$86,600	\$76,645	2715	186	6.85	970	1342

## Census Tract

- 0:: NA Income
- 1:: Low Income
- 2:: Moderate Income
- 3:: Middle Income
- 4:: Upper Income
- Heartland Bank Branch



2025 FFIEC Census Report - Summary Census Overview Information

State: ILLINOIS

County: 099 - LASALLE COUNTY






All Tracts: 28

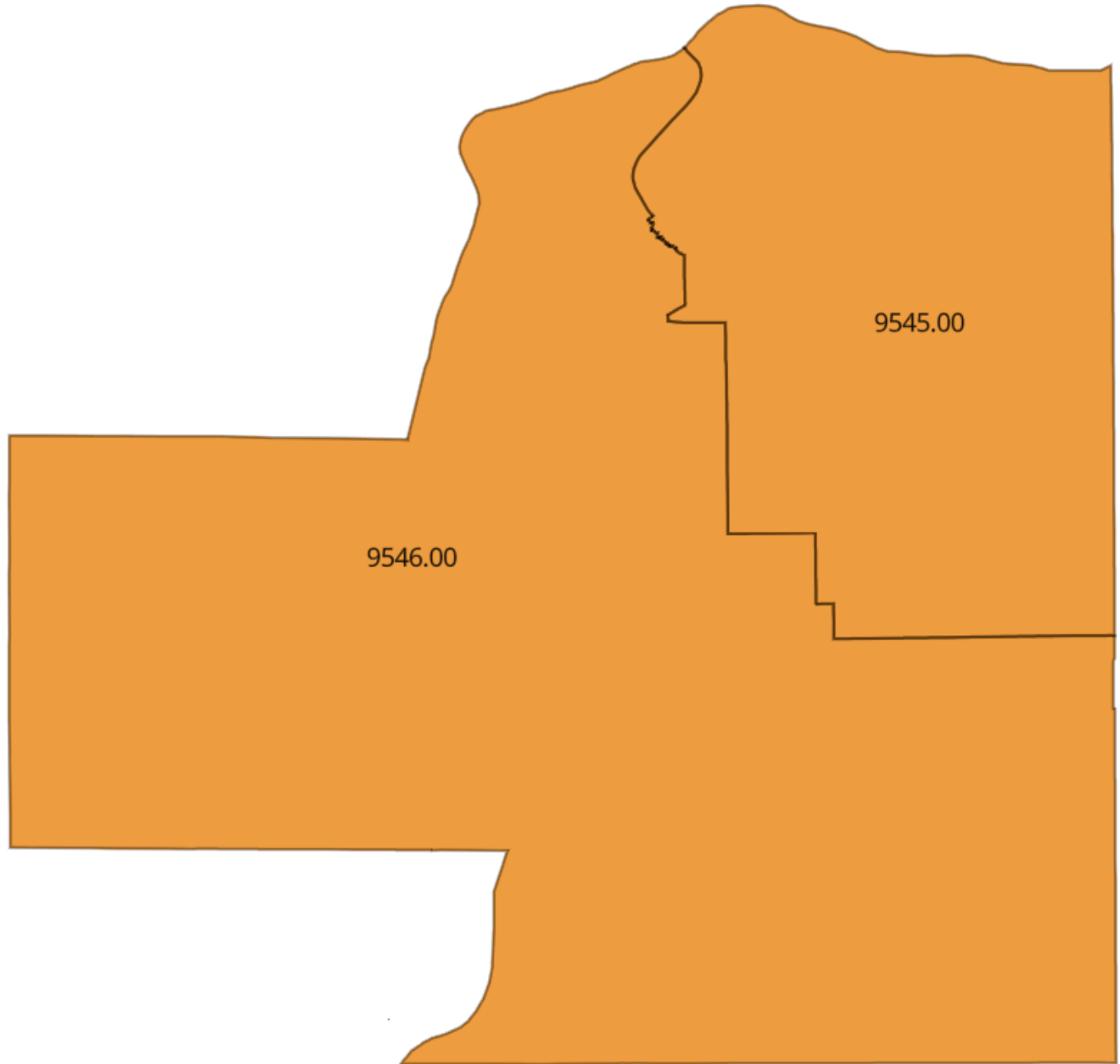


State Abbr	County Name	Tract code	Tract Income Level	Tract Median Family Income %	Distressed or Underserved Tract	2025 FFIEC Est. MSA/MD/non-MSA/MD Median Family Income	2020 Tract Median Family Income	Tract Population	Minority Population	Tract Minority %	Owner Occupied Units	1- to 4- Family Units
IL	LASALLE COUNTY	9617.01	4 - Upper	136.00	No	\$86,600	\$92,258	6351	761	11.98	2000	2491
IL	LASALLE COUNTY	9617.02	3 - Middle	104.75	Yes	\$86,600	\$71,061	3120	331	10.61	1001	1367
IL	LASALLE COUNTY	9618.00	3 - Middle	105.76	Yes	\$86,600	\$71,743	3685	399	10.83	1199	1766
IL	LASALLE COUNTY	9619.00	3 - Middle	114.13	Yes	\$86,600	\$77,426	4285	1132	26.42	1216	1789
IL	LASALLE COUNTY	9620.00	3 - Middle	94.83	Yes	\$86,600	\$64,333	3539	1442	40.75	977	1431
IL	LASALLE COUNTY	9621.00	3 - Middle	105.26	Yes	\$86,600	\$71,404	5100	891	17.47	1527	2027
IL	LASALLE COUNTY	9622.00	4 - Upper	149.98	No	\$86,600	\$101,745	4880	543	11.13	1678	2140
IL	LASALLE COUNTY	9623.00	4 - Upper	127.14	No	\$86,600	\$86,250	6936	1761	25.39	1943	2564
IL	LASALLE COUNTY	9624.00	4 - Upper	120.26	No	\$86,600	\$81,581	3836	454	11.84	996	1715
IL	LASALLE COUNTY	9625.00	4 - Upper	120.69	No	\$86,600	\$81,875	2288	275	12.02	644	861
IL	LASALLE COUNTY	9626.00	3 - Middle	96.14	Yes	\$86,600	\$65,221	5727	1057	18.46	1347	2123
IL	LASALLE COUNTY	9627.00	2 - Moderate	58.30	No	\$86,600	\$39,550	2169	535	24.67	558	955
IL	LASALLE COUNTY	9628.00	3 - Middle	103.30	Yes	\$86,600	\$70,078	3355	541	16.13	987	1620
IL	LASALLE COUNTY	9629.00	3 - Middle	93.97	Yes	\$86,600	\$63,750	3056	727	23.79	867	1473
IL	LASALLE	9630.00	3 - Middle	100.84	Yes	\$86,600	\$68,411	4734	718	15.17	1491	2028

State Abbr	County Name	Tract code	Tract Income Level	Tract Median Family Income %	Distressed or Underserved Tract	2025 FFIEC Est. MSA/MD/non-MSA/MD Median Family Income	2020 Tract Median Family Income	Tract Population	Minority Population	Tract Minority %	Owner Occupied Units	1- to 4- Family Units
	COUNTY											
IL	LASALLE COUNTY	9631.00	3 - Middle	118.57	Yes	\$86,600	\$80,435	3226	490	15.19	1202	1619
IL	LASALLE COUNTY	9632.00	3 - Middle	106.87	Yes	\$86,600	\$72,500	2967	502	16.92	825	1444
IL	LASALLE COUNTY	9633.00	2 - Moderate	73.18	No	\$86,600	\$49,643	2410	862	35.77	403	942
IL	LASALLE COUNTY	9634.00	3 - Middle	99.50	Yes	\$86,600	\$67,500	3856	456	11.83	1235	1725
IL	LASALLE COUNTY	9635.00	3 - Middle	111.42	Yes	\$86,600	\$75,586	4954	623	12.58	1252	1637
IL	LASALLE COUNTY	9636.00	3 - Middle	96.88	Yes	\$86,600	\$65,724	3310	531	16.04	1003	1379
IL	LASALLE COUNTY	9637.00	3 - Middle	112.86	Yes	\$86,600	\$76,563	5459	566	10.37	1597	2112
IL	LASALLE COUNTY	9638.00	3 - Middle	96.77	Yes	\$86,600	\$65,645	4114	810	19.69	1306	1801
IL	LASALLE COUNTY	9639.00	3 - Middle	94.02	Yes	\$86,600	\$63,781	4919	1022	20.78	1476	2125
IL	LASALLE COUNTY	9640.00	4 - Upper	133.23	No	\$86,600	\$90,380	2416	185	7.66	972	1149
IL	LASALLE COUNTY	9641.00	4 - Upper	122.34	No	\$86,600	\$82,991	3612	353	9.77	1296	1818
IL	LASALLE COUNTY	9642.00	3 - Middle	98.08	Yes	\$86,600	\$66,538	2288	489	21.37	849	1167
IL	LASALLE COUNTY	9643.00	3 - Middle	85.45	Yes	\$86,600	\$57,969	3066	757	24.69	758	1413

## Census Tract

-  0:: NA Income
-  1:: Low Income
-  2:: Moderate Income
-  3:: Middle Income
-  4:: Upper Income
-  Heartland Bank Branch



2025 FFIEC Census Report - Summary Census Overview Information

State: ILLINOIS

County: 155 - PUTNAM COUNTY

All Tracts: 2



State Abbr	County Name	Tract code	Tract Income Level	Tract Median Family Income %	Distressed or Underserved Tract	2025 FFIEC Est. MSA/MD/non-MSA/MD Median Family Income	2020 Tract Median Family Income	Tract Population	Minority Population	Tract Minority %	Owner Occupied Units	1- to 4- Family Units
IL	PUTNAM COUNTY	9545.00	3 - Middle	113.19	Yes	\$86,600	\$76,786	2814	362	12.86	956	1377
IL	PUTNAM COUNTY	9546.00	3 - Middle	116.82	Yes	\$86,600	\$79,250	2823	202	7.16	1020	1753
IL	PUTNAM COUNTY	9999.99	3 - Middle	115.19	No	\$86,600	\$78,145	5637	564	10.01	1976	3130