




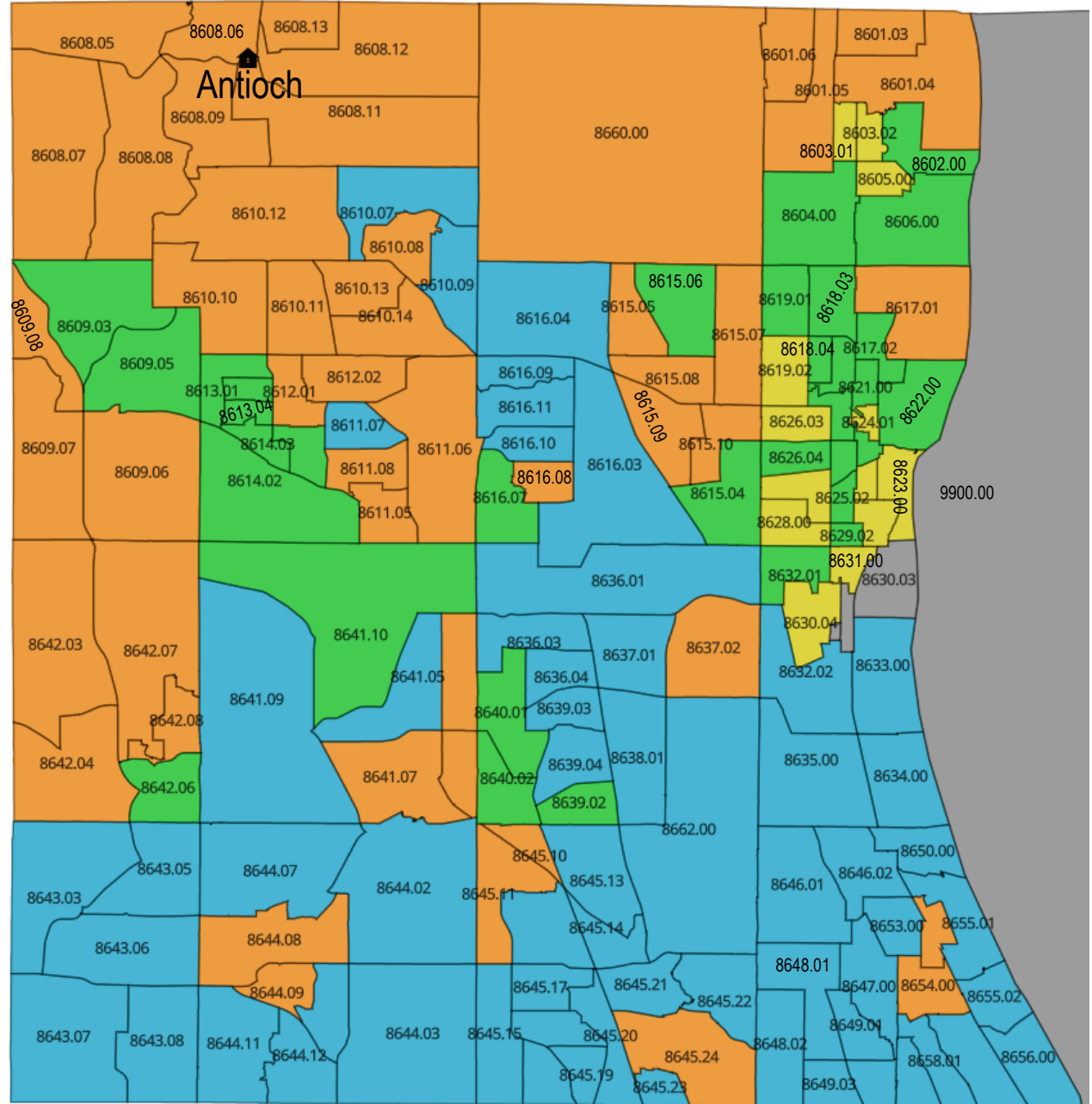


Census Tract

-  0:: NA Income
-  1:: Low Income
-  2:: Moderate Income
-  3:: Middle Income
-  4:: Upper Income
-  Heartland Bank Branch



2025 FFIEC Census Report - Summary Census Overview Information

MSA/MD: 29404 - LAKE COUNTY, IL

State: ILLINOIS

County: 097 - LAKE COUNTY

All Tracts: 160



State Abbr	County Name	Tract code	Tract Income Level	Tract Median Family Income %	Distressed or Underserved Tract	2025 FFIEC Est. MSA/MD/non-MSA/MD Median Family Income	2020 Tract Median Family Income	Tract Population	Minority Population	Tract Minority %	Owner Occupied Units	1- to 4- Family Units
IL	LAKE COUNTY	8601.03	3 - Middle	87.30	No	\$143,000	\$98,071	3376	853	25.27	1185	1399
IL	LAKE COUNTY	8601.04	3 - Middle	87.69	No	\$143,000	\$98,500	3452	1100	31.87	1046	1239
IL	LAKE COUNTY	8601.05	3 - Middle	97.02	No	\$143,000	\$108,983	5191	3374	65.00	1170	1421
IL	LAKE COUNTY	8601.06	3 - Middle	85.67	No	\$143,000	\$96,237	3491	2726	78.09	579	931
IL	LAKE COUNTY	8602.00	2 - Moderate	54.31	No	\$143,000	\$61,013	3492	2114	60.54	828	1136
IL	LAKE COUNTY	8603.01	1 - Low	41.32	No	\$143,000	\$46,421	3440	2925	85.03	650	1168
IL	LAKE COUNTY	8603.02	1 - Low	42.35	No	\$143,000	\$47,574	3032	2458	81.07	348	913
IL	LAKE COUNTY	8604.00	2 - Moderate	61.57	No	\$143,000	\$69,167	5865	4182	71.30	1356	1682
IL	LAKE COUNTY	8605.00	1 - Low	49.71	No	\$143,000	\$55,847	4724	3751	79.40	870	1547
IL	LAKE COUNTY	8606.00	2 - Moderate	56.36	No	\$143,000	\$63,309	7663	4625	60.35	2004	2781
IL	LAKE COUNTY	8608.05	3 - Middle	86.05	No	\$143,000	\$96,667	1648	193	11.71	593	856
IL	LAKE COUNTY	8608.06	3 - Middle	83.52	No	\$143,000	\$93,819	5148	991	19.25	1199	1683
IL	LAKE COUNTY	8608.07	3 - Middle	82.73	No	\$143,000	\$92,933	3469	343	9.89	1265	1659
IL	LAKE COUNTY	8608.08	3 - Middle	86.71	No	\$143,000	\$97,404	2639	332	12.58	1038	1784
IL	LAKE COUNTY	8608.09	3 - Middle	102.49	No	\$143,000	\$115,125	2930	320	10.92	1099	1328
IL	LAKE COUNTY	8608.11	3 - Middle	112.13	No	\$143,000	\$125,962	4429	881	19.89	1413	1856
IL	LAKE COUNTY	8608.12	3 - Middle	106.12	No	\$143,000	\$119,210	3816	1072	28.09	944	1201
IL	LAKE COUNTY	8608.13	3 - Middle	94.44	No	\$143,000	\$106,089	3300	636	19.27	874	1128
IL	LAKE COUNTY	8609.03	2 - Moderate	63.20	No	\$143,000	\$70,998	6270	1559	24.86	1856	2381
IL	LAKE COUNTY	8609.05	2 - Moderate	79.54	No	\$143,000	\$89,353	5608	1537	27.41	1467	2012
IL	LAKE COUNTY	8609.06	3 - Middle	94.73	No	\$143,000	\$106,411	10453	3877	37.09	2965	3469
IL	LAKE COUNTY	8609.07	3 - Middle	100.71	No	\$143,000	\$113,125	3845	930	24.19	599	868
IL	LAKE COUNTY	8609.08	3 - Middle	85.63	No	\$143,000	\$96,190	1875	279	14.88	561	1210
IL	LAKE COUNTY	8610.07	4 - Upper	121.47	No	\$143,000	\$136,450	4180	816	19.52	1275	1361

State Abbr	County Name	Tract code	Tract Income Level	Tract Median Family Income %	Distressed or Underserved Tract	2025 FFIEC Est. MSA/MD/non-MSA/MD Median Family Income	2020 Tract Median Family Income	Tract Population	Minority Population	Tract Minority %	Owner Occupied Units	1- to 4- Family Units
IL	LAKE COUNTY	8610.08	3 - Middle	100.29	No	\$143,000	\$112,660	5271	1192	22.61	1507	1750
IL	LAKE COUNTY	8610.09	4 - Upper	120.35	No	\$143,000	\$135,188	5131	1410	27.48	1492	1786
IL	LAKE COUNTY	8610.10	3 - Middle	91.09	No	\$143,000	\$102,325	5930	1910	32.21	1693	1955
IL	LAKE COUNTY	8610.11	3 - Middle	92.27	No	\$143,000	\$103,646	7864	3448	43.85	2185	2454
IL	LAKE COUNTY	8610.12	3 - Middle	86.74	No	\$143,000	\$97,435	4861	1013	20.84	1241	1447
IL	LAKE COUNTY	8610.13	3 - Middle	100.77	No	\$143,000	\$113,194	3052	713	23.36	876	1054
IL	LAKE COUNTY	8610.14	3 - Middle	92.55	No	\$143,000	\$103,961	3663	1279	34.92	1014	1186
IL	LAKE COUNTY	8611.05	3 - Middle	82.05	No	\$143,000	\$92,174	4330	1250	28.87	1030	1305
IL	LAKE COUNTY	8611.06	3 - Middle	114.13	No	\$143,000	\$128,205	8127	2553	31.41	2195	2562
IL	LAKE COUNTY	8611.07	4 - Upper	133.06	No	\$143,000	\$149,466	4047	1040	25.70	1208	1397
IL	LAKE COUNTY	8611.08	3 - Middle	109.48	No	\$143,000	\$122,981	5948	1542	25.92	1800	2044
IL	LAKE COUNTY	8612.01	3 - Middle	82.83	No	\$143,000	\$93,049	6730	4683	69.58	1442	1814
IL	LAKE COUNTY	8612.02	3 - Middle	87.26	No	\$143,000	\$98,018	4031	2209	54.80	1069	1404
IL	LAKE COUNTY	8613.01	2 - Moderate	63.24	No	\$143,000	\$71,042	5080	3129	61.59	1406	1687
IL	LAKE COUNTY	8613.03	2 - Moderate	62.60	No	\$143,000	\$70,317	4778	3719	77.84	907	1299
IL	LAKE COUNTY	8613.04	2 - Moderate	65.92	No	\$143,000	\$74,048	3368	2651	78.71	642	915
IL	LAKE COUNTY	8614.02	2 - Moderate	76.83	No	\$143,000	\$86,304	8778	4800	54.68	2522	2776
IL	LAKE COUNTY	8614.03	2 - Moderate	54.80	No	\$143,000	\$61,557	2556	1854	72.54	510	776
IL	LAKE COUNTY	8614.04	2 - Moderate	62.27	No	\$143,000	\$69,950	5947	4130	69.45	1456	1880
IL	LAKE COUNTY	8615.04	2 - Moderate	74.40	No	\$143,000	\$83,571	8472	7037	83.06	1287	1927
IL	LAKE COUNTY	8615.05	3 - Middle	100.35	No	\$143,000	\$112,727	3543	1386	39.12	1169	1293
IL	LAKE COUNTY	8615.06	2 - Moderate	78.12	No	\$143,000	\$87,750	6109	3886	63.61	1080	1151
IL	LAKE COUNTY	8615.07	3 - Middle	80.80	No	\$143,000	\$90,764	3076	1795	58.36	618	827
IL	LAKE COUNTY	8615.08	3 - Middle	90.16	No	\$143,000	\$101,276	3437	1643	47.80	852	1040
IL	LAKE COUNTY	8615.09	3 - Middle	104.40	No	\$143,000	\$117,273	3295	1364	41.40	762	878
IL	LAKE COUNTY	8615.10	3 - Middle	98.19	No	\$143,000	\$110,301	5071	2848	56.16	1025	1118
IL	LAKE COUNTY	8616.03	4 - Upper	122.83	No	\$143,000	\$137,981	6106	1849	30.28	2155	2435
IL	LAKE COUNTY	8616.04	4 - Upper	133.70	No	\$143,000	\$150,184	5636	2196	38.96	1758	1962
IL	LAKE COUNTY	8616.07	2 - Moderate	71.06	No	\$143,000	\$79,821	4569	1489	32.59	1051	1440

State Abbr	County Name	Tract code	Tract Income Level	Tract Median Family Income %	Distressed or Underserved Tract	2025 FFIEC Est. MSA/MD/non-MSA/MD Median Family Income	2020 Tract Median Family Income	Tract Population	Minority Population	Tract Minority %	Owner Occupied Units	1- to 4- Family Units
IL	LAKE COUNTY	8616.08	3 - Middle	87.81	No	\$143,000	\$98,636	3652	889	24.34	1074	1162
IL	LAKE COUNTY	8616.09	4 - Upper	126.89	No	\$143,000	\$142,532	4716	2359	50.02	1335	1482
IL	LAKE COUNTY	8616.10	4 - Upper	122.90	No	\$143,000	\$138,056	3755	1509	40.19	1037	1164
IL	LAKE COUNTY	8616.11	4 - Upper	143.55	No	\$143,000	\$161,250	4471	1419	31.74	1204	1255
IL	LAKE COUNTY	8617.01	3 - Middle	84.65	No	\$143,000	\$95,089	1804	1043	57.82	430	530
IL	LAKE COUNTY	8617.02	2 - Moderate	77.02	No	\$143,000	\$86,522	4289	3109	72.49	1198	1473
IL	LAKE COUNTY	8618.03	2 - Moderate	61.99	No	\$143,000	\$69,635	6683	5500	82.30	1289	1747
IL	LAKE COUNTY	8618.04	2 - Moderate	53.00	No	\$143,000	\$59,543	4090	3684	90.07	715	854
IL	LAKE COUNTY	8619.01	2 - Moderate	61.66	No	\$143,000	\$69,265	3747	2872	76.65	837	1009
IL	LAKE COUNTY	8619.02	1 - Low	47.51	No	\$143,000	\$53,368	6376	5246	82.28	890	1061
IL	LAKE COUNTY	8620.00	2 - Moderate	53.41	No	\$143,000	\$60,000	6070	5500	90.61	864	1768
IL	LAKE COUNTY	8621.00	2 - Moderate	50.33	No	\$143,000	\$56,538	5383	4645	86.29	738	1581
IL	LAKE COUNTY	8622.00	2 - Moderate	71.79	No	\$143,000	\$80,645	3969	3121	78.63	507	1006
IL	LAKE COUNTY	8623.00	1 - Low	18.78	No	\$143,000	\$21,105	3146	2887	91.77	200	810
IL	LAKE COUNTY	8624.01	1 - Low	46.70	No	\$143,000	\$52,458	3619	3164	87.43	344	905
IL	LAKE COUNTY	8624.02	2 - Moderate	50.42	No	\$143,000	\$56,645	3026	2867	94.75	465	953
IL	LAKE COUNTY	8625.01	2 - Moderate	56.90	No	\$143,000	\$63,917	3942	3771	95.66	737	1104
IL	LAKE COUNTY	8625.02	2 - Moderate	70.46	No	\$143,000	\$79,145	2281	2199	96.41	375	519
IL	LAKE COUNTY	8626.03	1 - Low	45.26	No	\$143,000	\$50,842	7062	6288	89.04	1109	1645
IL	LAKE COUNTY	8626.04	2 - Moderate	51.34	No	\$143,000	\$57,670	4694	4178	89.01	866	1309
IL	LAKE COUNTY	8626.05	1 - Low	27.10	No	\$143,000	\$30,443	4097	3366	82.16	553	741
IL	LAKE COUNTY	8627.00	1 - Low	39.33	No	\$143,000	\$44,179	4238	4105	96.86	530	1254
IL	LAKE COUNTY	8628.00	1 - Low	46.73	No	\$143,000	\$52,500	1963	1880	95.77	149	334
IL	LAKE COUNTY	8629.01	1 - Low	48.17	No	\$143,000	\$54,111	3692	3497	94.72	502	1192
IL	LAKE COUNTY	8629.02	2 - Moderate	61.36	No	\$143,000	\$68,929	2782	2634	94.68	367	911
IL	LAKE COUNTY	8630.03	0 - Unknown	0.00	No	\$143,000	\$0	5857	3167	54.07	0	30
IL	LAKE COUNTY	8630.04	1 - Low	47.82	No	\$143,000	\$53,721	3613	2019	55.88	10	1334
IL	LAKE COUNTY	8630.05	0 - Unknown	0.00	No	\$143,000	\$0	4523	2483	54.90	0	0
IL	LAKE COUNTY	8630.06	0 - Unknown	0.00	No	\$143,000	\$0	898	521	58.02	0	0

State Abbr	County Name	Tract code	Tract Income Level	Tract Median Family Income %	Distressed or Underserved Tract	2025 FFIEC Est. MSA/MD/non-MSA/MD Median Family Income	2020 Tract Median Family Income	Tract Population	Minority Population	Tract Minority %	Owner Occupied Units	1- to 4- Family Units
IL	LAKE COUNTY	8631.00	1 - Low	31.55	No	\$143,000	\$35,446	2563	2428	94.73	521	953
IL	LAKE COUNTY	8632.01	2 - Moderate	74.08	No	\$143,000	\$83,214	3310	3114	94.08	746	1129
IL	LAKE COUNTY	8632.02	4 - Upper	145.89	No	\$143,000	\$163,875	5478	1486	27.13	1584	1898
IL	LAKE COUNTY	8633.00	4 - Upper	206.80	No	\$143,000	\$232,292	2629	235	8.94	727	893
IL	LAKE COUNTY	8634.00	4 - Upper	220.12	No	\$143,000	\$247,260	4276	715	16.72	1072	1474
IL	LAKE COUNTY	8635.00	4 - Upper	188.53	No	\$143,000	\$211,774	4538	590	13.00	1705	1387
IL	LAKE COUNTY	8636.01	4 - Upper	201.86	No	\$143,000	\$226,742	3508	848	24.17	1046	1161
IL	LAKE COUNTY	8636.03	4 - Upper	222.56	No	\$143,000	\$250,001	3518	736	20.92	1045	1014
IL	LAKE COUNTY	8636.04	4 - Upper	156.24	No	\$143,000	\$175,500	2990	467	15.62	764	1023
IL	LAKE COUNTY	8637.01	4 - Upper	148.45	No	\$143,000	\$166,750	4556	739	16.22	1461	1574
IL	LAKE COUNTY	8637.02	3 - Middle	96.68	No	\$143,000	\$108,603	4045	1409	34.83	1078	1368
IL	LAKE COUNTY	8638.01	4 - Upper	150.23	No	\$143,000	\$168,750	5108	781	15.29	1300	1534
IL	LAKE COUNTY	8639.02	2 - Moderate	75.92	No	\$143,000	\$85,278	6000	2413	40.22	1601	2133
IL	LAKE COUNTY	8639.03	4 - Upper	142.50	No	\$143,000	\$160,069	4424	778	17.59	1256	1370
IL	LAKE COUNTY	8639.04	4 - Upper	167.81	No	\$143,000	\$188,500	5972	2175	36.42	1943	2079
IL	LAKE COUNTY	8640.01	2 - Moderate	75.64	No	\$143,000	\$84,971	6270	3073	49.01	1318	1452
IL	LAKE COUNTY	8640.02	2 - Moderate	62.87	No	\$143,000	\$70,625	6068	4430	73.01	937	1445
IL	LAKE COUNTY	8641.05	4 - Upper	126.52	No	\$143,000	\$142,117	6006	1600	26.64	2250	2406
IL	LAKE COUNTY	8641.06	3 - Middle	100.71	No	\$143,000	\$113,125	4023	1430	35.55	1217	1358
IL	LAKE COUNTY	8641.07	3 - Middle	110.75	No	\$143,000	\$124,402	4920	1714	34.84	1648	1909
IL	LAKE COUNTY	8641.08	3 - Middle	86.60	No	\$143,000	\$97,276	5868	2824	48.13	1737	1994
IL	LAKE COUNTY	8641.09	4 - Upper	134.57	No	\$143,000	\$151,164	6196	1610	25.98	1786	1999
IL	LAKE COUNTY	8641.10	2 - Moderate	75.56	No	\$143,000	\$84,878	6233	1701	27.29	2559	2887
IL	LAKE COUNTY	8642.03	3 - Middle	100.57	No	\$143,000	\$112,969	4310	975	22.62	1296	1506
IL	LAKE COUNTY	8642.04	3 - Middle	92.15	No	\$143,000	\$103,512	4484	1477	32.94	1279	1655
IL	LAKE COUNTY	8642.06	2 - Moderate	63.87	No	\$143,000	\$71,744	3478	1239	35.62	1088	1296
IL	LAKE COUNTY	8642.07	3 - Middle	119.37	No	\$143,000	\$134,091	7478	1973	26.38	2175	2516
IL	LAKE COUNTY	8642.08	3 - Middle	92.81	No	\$143,000	\$104,250	3878	879	22.67	1307	1768
IL	LAKE COUNTY	8643.03	4 - Upper	143.74	No	\$143,000	\$161,458	4581	783	17.09	1425	1530

State Abbr	County Name	Tract code	Tract Income Level	Tract Median Family Income %	Distressed or Underserved Tract	2025 FFIEC Est. MSA/MD/non-MSA/MD Median Family Income	2020 Tract Median Family Income	Tract Population	Minority Population	Tract Minority %	Owner Occupied Units	1- to 4- Family Units
IL	LAKE COUNTY	8643.05	4 - Upper	123.30	No	\$143,000	\$138,500	4030	472	11.71	1746	1889
IL	LAKE COUNTY	8643.06	4 - Upper	170.26	No	\$143,000	\$191,250	2292	288	12.57	689	732
IL	LAKE COUNTY	8643.07	4 - Upper	179.06	No	\$143,000	\$201,136	1861	266	14.29	622	696
IL	LAKE COUNTY	8643.08	4 - Upper	154.09	No	\$143,000	\$173,088	4528	665	14.69	1251	1405
IL	LAKE COUNTY	8644.02	4 - Upper	174.32	No	\$143,000	\$195,814	8168	2166	26.52	2436	2588
IL	LAKE COUNTY	8644.03	4 - Upper	187.46	No	\$143,000	\$210,574	5852	1398	23.89	1596	1706
IL	LAKE COUNTY	8644.07	4 - Upper	174.87	No	\$143,000	\$196,429	6632	1545	23.30	1875	2010
IL	LAKE COUNTY	8644.08	3 - Middle	101.02	No	\$143,000	\$113,475	6232	1292	20.73	1756	2006
IL	LAKE COUNTY	8644.09	3 - Middle	92.55	No	\$143,000	\$103,967	4572	1126	24.63	1199	1372
IL	LAKE COUNTY	8644.10	4 - Upper	125.99	No	\$143,000	\$141,528	5066	1089	21.50	1600	1724
IL	LAKE COUNTY	8644.11	4 - Upper	164.94	No	\$143,000	\$185,278	4851	696	14.35	1549	1664
IL	LAKE COUNTY	8644.12	4 - Upper	124.98	No	\$143,000	\$140,388	4090	678	16.58	1348	1435
IL	LAKE COUNTY	8645.10	3 - Middle	85.68	No	\$143,000	\$96,250	4961	3220	64.91	880	1249
IL	LAKE COUNTY	8645.11	3 - Middle	96.81	No	\$143,000	\$108,750	6403	2894	45.20	1394	1720
IL	LAKE COUNTY	8645.12	4 - Upper	186.69	No	\$143,000	\$209,702	4659	2108	45.25	1182	1229
IL	LAKE COUNTY	8645.13	4 - Upper	152.02	No	\$143,000	\$170,759	6301	2093	33.22	1545	1778
IL	LAKE COUNTY	8645.14	4 - Upper	132.71	No	\$143,000	\$149,079	2653	1443	54.39	762	731
IL	LAKE COUNTY	8645.15	4 - Upper	144.25	No	\$143,000	\$162,031	3020	1036	34.30	888	959
IL	LAKE COUNTY	8645.16	4 - Upper	125.75	No	\$143,000	\$141,250	4695	1588	33.82	1354	1514
IL	LAKE COUNTY	8645.17	4 - Upper	166.83	No	\$143,000	\$187,404	2933	1097	37.40	936	1029
IL	LAKE COUNTY	8645.18	4 - Upper	147.91	No	\$143,000	\$166,146	5594	1991	35.59	1601	1710
IL	LAKE COUNTY	8645.19	4 - Upper	130.29	No	\$143,000	\$146,359	5169	1893	36.62	1446	1447
IL	LAKE COUNTY	8645.20	4 - Upper	136.26	No	\$143,000	\$153,065	5698	2645	46.42	1314	1552
IL	LAKE COUNTY	8645.21	4 - Upper	153.69	No	\$143,000	\$172,639	2537	1198	47.22	1033	653
IL	LAKE COUNTY	8645.22	4 - Upper	170.92	No	\$143,000	\$191,989	4967	1208	24.32	1467	1508
IL	LAKE COUNTY	8645.23	4 - Upper	120.86	No	\$143,000	\$135,761	4024	1874	46.57	810	1034
IL	LAKE COUNTY	8645.24	3 - Middle	91.00	No	\$143,000	\$102,222	3297	1128	34.21	624	745
IL	LAKE COUNTY	8646.01	4 - Upper	209.53	No	\$143,000	\$235,357	3606	633	17.55	1214	1368
IL	LAKE COUNTY	8646.02	4 - Upper	222.56	No	\$143,000	\$250,001	3824	557	14.57	1291	1338

State Abbr	County Name	Tract code	Tract Income Level	Tract Median Family Income %	Distressed or Underserved Tract	2025 FFIEC Est. MSA/MD/non-MSA/MD Median Family Income	2020 Tract Median Family Income	Tract Population	Minority Population	Tract Minority %	Owner Occupied Units	1- to 4- Family Units
IL	LAKE COUNTY	8647.00	4 - Upper	149.86	No	\$143,000	\$168,333	2914	370	12.70	922	1086
IL	LAKE COUNTY	8648.01	4 - Upper	148.91	No	\$143,000	\$167,273	5561	1107	19.91	1378	1672
IL	LAKE COUNTY	8648.02	4 - Upper	179.35	No	\$143,000	\$201,458	3093	537	17.36	782	874
IL	LAKE COUNTY	8649.01	4 - Upper	177.71	No	\$143,000	\$199,619	4371	504	11.53	1457	1554
IL	LAKE COUNTY	8649.03	4 - Upper	155.65	No	\$143,000	\$174,844	4907	697	14.20	1633	1778
IL	LAKE COUNTY	8649.04	4 - Upper	133.37	No	\$143,000	\$149,813	2450	295	12.04	1002	656
IL	LAKE COUNTY	8650.00	4 - Upper	222.56	No	\$143,000	\$250,001	1276	150	11.76	346	448
IL	LAKE COUNTY	8652.00	3 - Middle	85.83	No	\$143,000	\$96,420	5361	3092	57.68	796	1611
IL	LAKE COUNTY	8653.00	4 - Upper	138.36	No	\$143,000	\$155,417	3505	585	16.69	1137	1168
IL	LAKE COUNTY	8654.00	3 - Middle	107.44	No	\$143,000	\$120,691	4197	1211	28.85	1338	1286
IL	LAKE COUNTY	8655.01	4 - Upper	127.72	No	\$143,000	\$143,472	2470	789	31.94	712	937
IL	LAKE COUNTY	8655.02	4 - Upper	158.61	No	\$143,000	\$178,167	2313	241	10.42	681	653
IL	LAKE COUNTY	8656.00	4 - Upper	222.56	No	\$143,000	\$250,001	3497	326	9.32	1302	1324
IL	LAKE COUNTY	8657.00	4 - Upper	222.56	No	\$143,000	\$250,001	5985	1007	16.83	2079	2170
IL	LAKE COUNTY	8658.01	4 - Upper	126.12	No	\$143,000	\$141,667	3257	482	14.80	1093	1100
IL	LAKE COUNTY	8658.02	4 - Upper	222.56	No	\$143,000	\$250,001	2945	349	11.85	951	1061
IL	LAKE COUNTY	8660.00	3 - Middle	88.28	No	\$143,000	\$99,167	6842	3073	44.91	2257	2517
IL	LAKE COUNTY	8661.00	2 - Moderate	51.45	No	\$143,000	\$57,794	3433	3183	92.72	490	886
IL	LAKE COUNTY	8662.00	4 - Upper	172.63	No	\$143,000	\$193,909	6162	1272	20.64	1796	1836
IL	LAKE COUNTY	9900.00	0 - Unknown	0.00	No	\$143,000	\$0	0	0	0.00	0	0