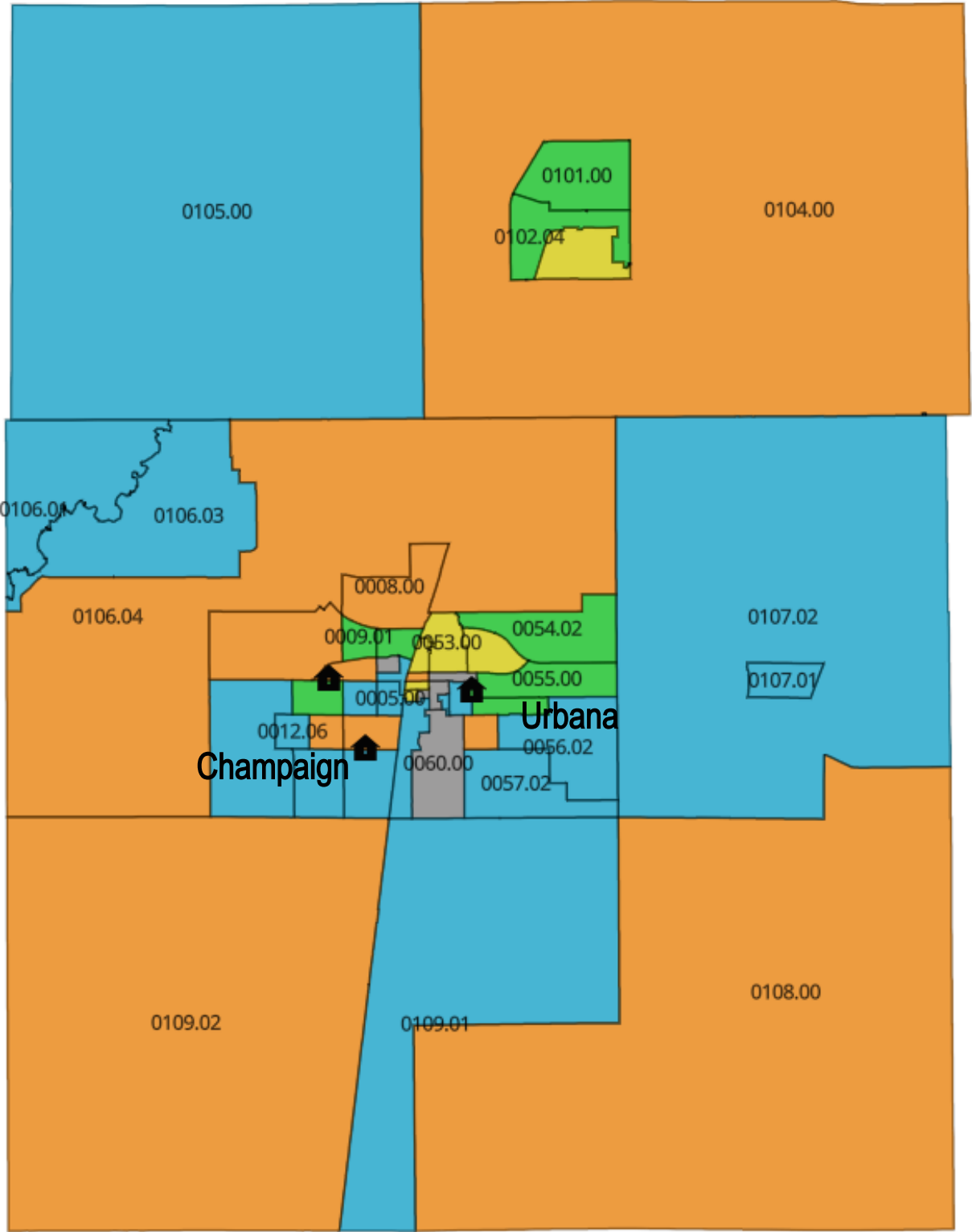


Census Tract

- 0:: NA Income
- 1:: Low Income
- 2:: Moderate Income
- 3:: Middle Income
- 4:: Upper Income
- Heartland Bank Branch



2025 FFIEC Census Report - Summary Census Overview Information

MSA/MD: 16580 - CHAMPAIGN-URBANA, IL

State: ILLINOIS

County: 019 - CHAMPAIGN COUNTY

All Tracts: 48








State Abbr	County Name	Tract code	Tract Income Level	Tract Median Family Income %	Distressed or Underserved Tract	2025 FFIEC Est. MSA/MD/non-MSA/MD Median Family Income	2020 Tract Median Family Income	Tract Population	Minority Population	Tract Minority %	Owner Occupied Units	1- to 4- Family Units
IL	CHAMPAIGN COUNTY	0002.00	1 - Low	35.77	No	\$97,100	\$29,005	2266	2045	90.25	300	719
IL	CHAMPAIGN COUNTY	0003.01	1 - Low	31.95	No	\$97,100	\$25,903	6593	4225	64.08	0	135
IL	CHAMPAIGN COUNTY	0003.02	3 - Middle	83.34	No	\$97,100	\$67,571	3830	2907	75.90	0	140
IL	CHAMPAIGN COUNTY	0004.01	0 - Unknown	0.00	No	\$97,100	\$0	5125	2150	41.95	0	19
IL	CHAMPAIGN COUNTY	0004.02	1 - Low	20.32	No	\$97,100	\$16,477	4001	1912	47.79	0	93
IL	CHAMPAIGN COUNTY	0005.00	4 - Upper	137.33	No	\$97,100	\$111,339	3608	1048	29.05	757	1215
IL	CHAMPAIGN COUNTY	0007.00	2 - Moderate	50.53	No	\$97,100	\$40,969	3290	2428	73.80	644	1251
IL	CHAMPAIGN COUNTY	0008.00	3 - Middle	81.70	No	\$97,100	\$66,235	6052	3550	58.66	769	1110
IL	CHAMPAIGN COUNTY	0009.01	2 - Moderate	53.22	No	\$97,100	\$43,152	4731	3526	74.53	607	1556
IL	CHAMPAIGN COUNTY	0009.02	3 - Middle	105.54	No	\$97,100	\$85,568	6833	3194	46.74	1705	2280
IL	CHAMPAIGN COUNTY	0010.00	3 - Middle	96.47	No	\$97,100	\$78,214	4366	1657	37.95	1119	1747
IL	CHAMPAIGN COUNTY	0011.00	4 - Upper	131.99	No	\$97,100	\$107,011	3519	759	21.57	1227	1597
IL	CHAMPAIGN COUNTY	0012.01	2 - Moderate	69.85	No	\$97,100	\$56,631	6611	3642	55.09	1613	2512
IL	CHAMPAIGN COUNTY	0012.03	3 - Middle	104.06	No	\$97,100	\$84,367	4414	1335	30.24	1479	1909

State Abbr	County Name	Tract code	Tract Income Level	Tract Median Family Income %	Distressed or Underserved Tract	2025 FFIEC Est. MSA/MD/non-MSA/MD Median Family Income	2020 Tract Median Family Income	Tract Population	Minority Population	Tract Minority %	Owner Occupied Units	1- to 4- Family Units
IL	CHAMPAIGN COUNTY	0012.04	4 - Upper	154.13	No	\$97,100	\$124,955	3453	1160	33.59	1078	1347
IL	CHAMPAIGN COUNTY	0012.05	4 - Upper	161.45	No	\$97,100	\$130,893	7271	3009	41.38	1880	2413
IL	CHAMPAIGN COUNTY	0012.06	4 - Upper	145.63	No	\$97,100	\$118,068	1886	333	17.66	834	934
IL	CHAMPAIGN COUNTY	0013.01	3 - Middle	100.54	No	\$97,100	\$81,509	5796	1596	27.54	1837	2343
IL	CHAMPAIGN COUNTY	0013.02	4 - Upper	171.14	No	\$97,100	\$138,750	4892	1319	26.96	1581	1781
IL	CHAMPAIGN COUNTY	0014.00	4 - Upper	133.45	No	\$97,100	\$108,188	7616	3698	48.56	710	931
IL	CHAMPAIGN COUNTY	0053.00	1 - Low	45.94	No	\$97,100	\$37,250	3800	2967	78.08	307	958
IL	CHAMPAIGN COUNTY	0054.01	1 - Low	46.03	No	\$97,100	\$37,320	4531	2519	55.59	651	1102
IL	CHAMPAIGN COUNTY	0054.02	2 - Moderate	67.11	No	\$97,100	\$54,407	3170	1079	34.04	1416	1898
IL	CHAMPAIGN COUNTY	0055.00	2 - Moderate	78.20	No	\$97,100	\$63,403	5289	2205	41.69	1429	2422
IL	CHAMPAIGN COUNTY	0056.01	2 - Moderate	74.91	No	\$97,100	\$60,735	6088	3162	51.94	1303	2056
IL	CHAMPAIGN COUNTY	0056.02	4 - Upper	165.23	No	\$97,100	\$133,958	2441	957	39.21	419	612
IL	CHAMPAIGN COUNTY	0057.01	3 - Middle	90.56	No	\$97,100	\$73,417	5030	2023	40.22	1250	1732
IL	CHAMPAIGN COUNTY	0057.02	4 - Upper	148.27	No	\$97,100	\$120,208	1559	332	21.30	508	603
IL	CHAMPAIGN COUNTY	0058.00	4 - Upper	145.11	No	\$97,100	\$117,647	3479	1143	32.85	853	1240
IL	CHAMPAIGN COUNTY	0059.01	4 - Upper	218.10	No	\$97,100	\$176,818	2722	1382	50.77	25	71
IL	CHAMPAIGN COUNTY	0059.02	0 - Unknown	0.00	No	\$97,100	\$0	2402	1498	62.36	11	54

State Abbr	County Name	Tract code	Tract Income Level	Tract Median Family Income %	Distressed or Underserved Tract	2025 FFIEC Est. MSA/MD/non-MSA/MD Median Family Income	2020 Tract Median Family Income	Tract Population	Minority Population	Tract Minority %	Owner Occupied Units	1- to 4- Family Units
IL	CHAMPAIGN COUNTY	0060.00	0 - Unknown	0.00	No	\$97,100	\$0	3218	2254	70.04	8	261
IL	CHAMPAIGN COUNTY	0101.00	2 - Moderate	60.47	No	\$97,100	\$49,029	4529	1932	42.66	908	2121
IL	CHAMPAIGN COUNTY	0102.04	2 - Moderate	71.26	No	\$97,100	\$57,778	4377	2005	45.81	1344	2025
IL	CHAMPAIGN COUNTY	0103.00	1 - Low	42.22	No	\$97,100	\$34,234	3494	2048	58.61	290	1129
IL	CHAMPAIGN COUNTY	0104.00	3 - Middle	109.20	No	\$97,100	\$88,533	4498	579	12.87	1512	2031
IL	CHAMPAIGN COUNTY	0105.00	4 - Upper	127.65	No	\$97,100	\$103,487	4593	306	6.66	1427	1768
IL	CHAMPAIGN COUNTY	0106.01	4 - Upper	126.26	No	\$97,100	\$102,364	5749	608	10.58	1715	2039
IL	CHAMPAIGN COUNTY	0106.03	4 - Upper	135.46	No	\$97,100	\$109,818	7972	921	11.55	2203	2699
IL	CHAMPAIGN COUNTY	0106.04	3 - Middle	102.92	No	\$97,100	\$83,438	2451	400	16.32	954	1303
IL	CHAMPAIGN COUNTY	0107.01	4 - Upper	130.16	No	\$97,100	\$105,526	3875	334	8.62	1279	1400
IL	CHAMPAIGN COUNTY	0107.02	4 - Upper	126.34	No	\$97,100	\$102,431	3767	172	4.57	1211	1553
IL	CHAMPAIGN COUNTY	0108.00	3 - Middle	116.66	No	\$97,100	\$94,583	4313	311	7.21	1530	1885
IL	CHAMPAIGN COUNTY	0109.01	4 - Upper	123.25	No	\$97,100	\$99,925	6029	878	14.56	1567	1878
IL	CHAMPAIGN COUNTY	0109.02	3 - Middle	110.11	No	\$97,100	\$89,271	4215	442	10.49	1132	1396
IL	CHAMPAIGN COUNTY	0110.01	0 - Unknown	0.00	No	\$97,100	\$0	2072	636	30.69	230	635
IL	CHAMPAIGN COUNTY	0110.02	4 - Upper	126.30	No	\$97,100	\$102,396	1888	629	33.32	426	534
IL	CHAMPAIGN COUNTY	0111.00	0 - Unknown	0.00	No	\$97,100	\$0	2161	1370	63.40	40	326

Census Tract

-  0:: NA Income
-  1:: Low Income
-  2:: Moderate Income
-  3:: Middle Income
-  4:: Upper Income
-  Heartland Bank Branch



2025 FFIEC Census Report - Summary Census Overview Information

MSA/MD: 16580 - CHAMPAIGN-URBANA, IL

State: ILLINOIS

County: 053 - FORD COUNTY

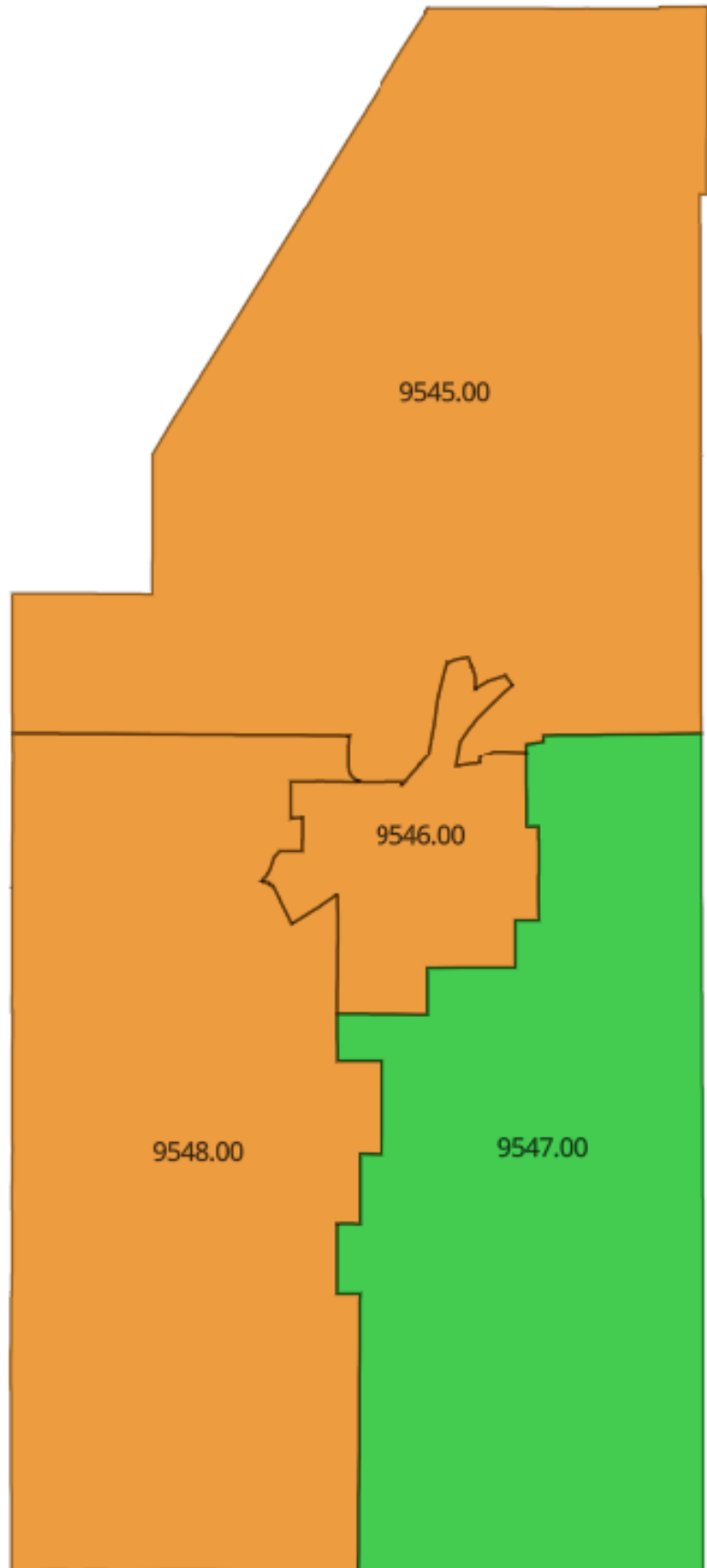
All Tracts: 5



State Abbr	County Name	Tract code	Tract Income Level	Tract Median Family Income %	Distressed or Underserved Tract	2025 FFIEC Est. MSA/MD/non-MSA/MD Median Family Income	2020 Tract Median Family Income	Tract Population	Minority Population	Tract Minority %	Owner Occupied Units	1- to 4- Family Units
IL	FORD COUNTY	9616.00	2 - Moderate	68.83	No	\$97,100	\$55,804	1745	183	10.49	643	1027
IL	FORD COUNTY	9617.00	2 - Moderate	77.60	No	\$97,100	\$62,917	1840	102	5.54	682	897
IL	FORD COUNTY	9618.00	3 - Middle	87.68	No	\$97,100	\$71,087	4628	537	11.60	1291	1629
IL	FORD COUNTY	9619.00	3 - Middle	101.37	No	\$97,100	\$82,188	1750	147	8.40	563	775
IL	FORD COUNTY	9620.00	3 - Middle	81.84	No	\$97,100	\$66,354	3571	300	8.40	1142	1523
IL	FORD COUNTY	9999.99	3 - Middle	84.30	No	\$97,100	\$68,345	13534	1269	9.38	4321	5851

Census Tract

- 0:: NA Income
- 1:: Low Income
- 2:: Moderate Income
- 3:: Middle Income
- 4:: Upper Income
- Heartland Bank Branch



2025 FFIEC Census Report - Summary Census Overview Information

MSA/MD: 16580 - CHAMPAIGN-URBANA, IL

State: ILLINOIS

County: 147 - PIATT COUNTY

All Tracts: 4



State Abbr	County Name	Tract code	Tract Income Level	Tract Median Family Income %	Distressed or Underserved Tract	2025 FFIEC Est. MSA/MD/non-MSA/MD Median Family Income	2020 Tract Median Family Income	Tract Population	Minority Population	Tract Minority %	Owner Occupied Units	1- to 4- Family Units
IL	PIATT COUNTY	9545.00	3 - Middle	109.40	No	\$97,100	\$88,693	4426	291	6.57	1538	1856
IL	PIATT COUNTY	9546.00	3 - Middle	117.56	No	\$97,100	\$95,313	6310	410	6.50	2039	2497
IL	PIATT COUNTY	9547.00	2 - Moderate	71.26	No	\$97,100	\$57,778	3174	194	6.11	1092	1498
IL	PIATT COUNTY	9548.00	3 - Middle	97.54	No	\$97,100	\$79,079	2763	178	6.44	892	1166
IL	PIATT COUNTY	9999.99	3 - Middle	104.35	No	\$97,100	\$84,599	16673	1073	6.44	5561	7017