





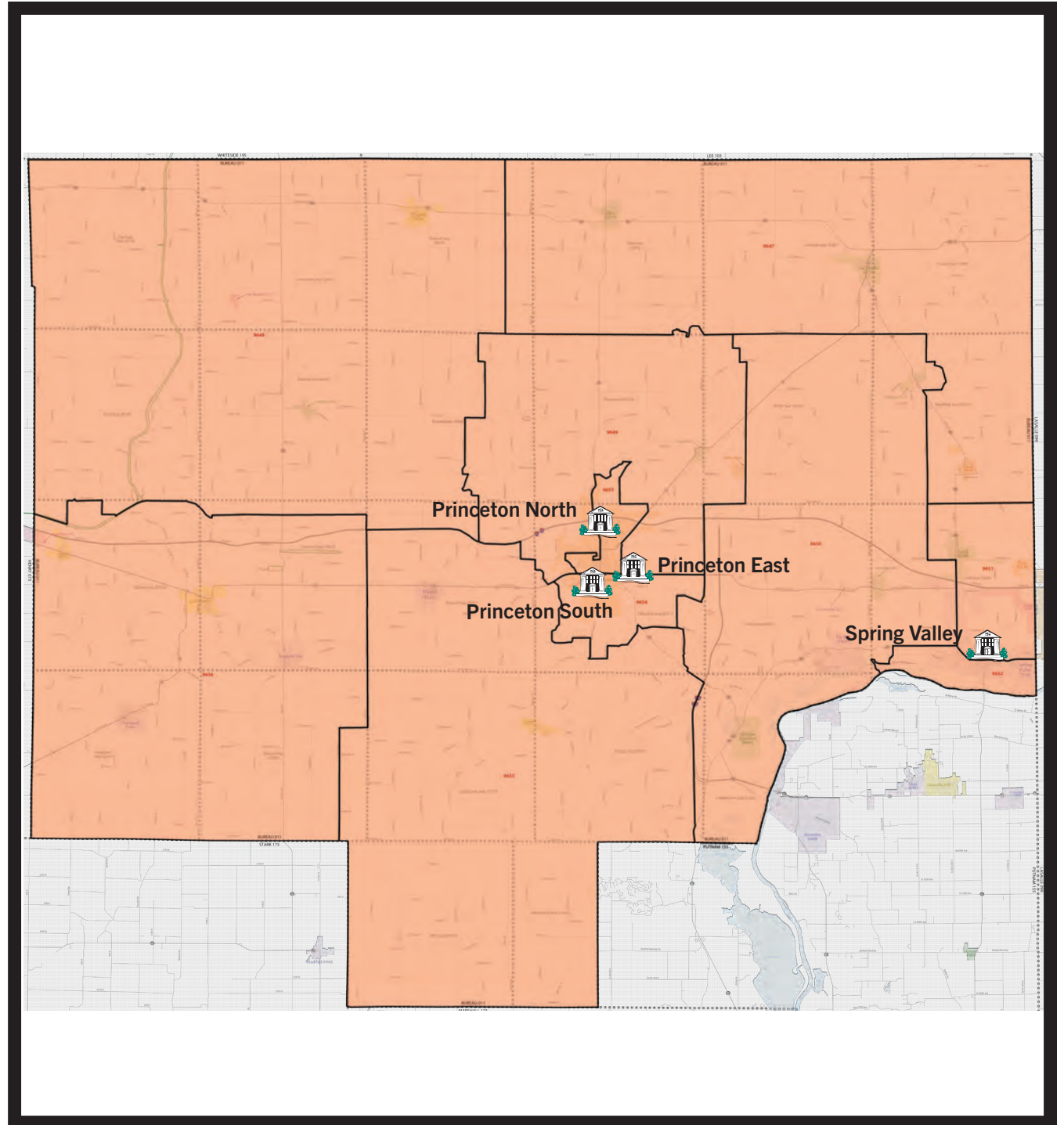




Census Tracts

-  0 :: NA Income
-  1 :: Low Income
-  2 :: Moderate Income
-  3 :: Middle Income
-  4 :: Upper Income
-  Heartland Bank Office



2023 FFIEC Census Report - Summary Census Demographic Information

State: 17 - ILLINOIS (IL)

County: 011 - BUREAU COUNTY

Tract: All Tracts









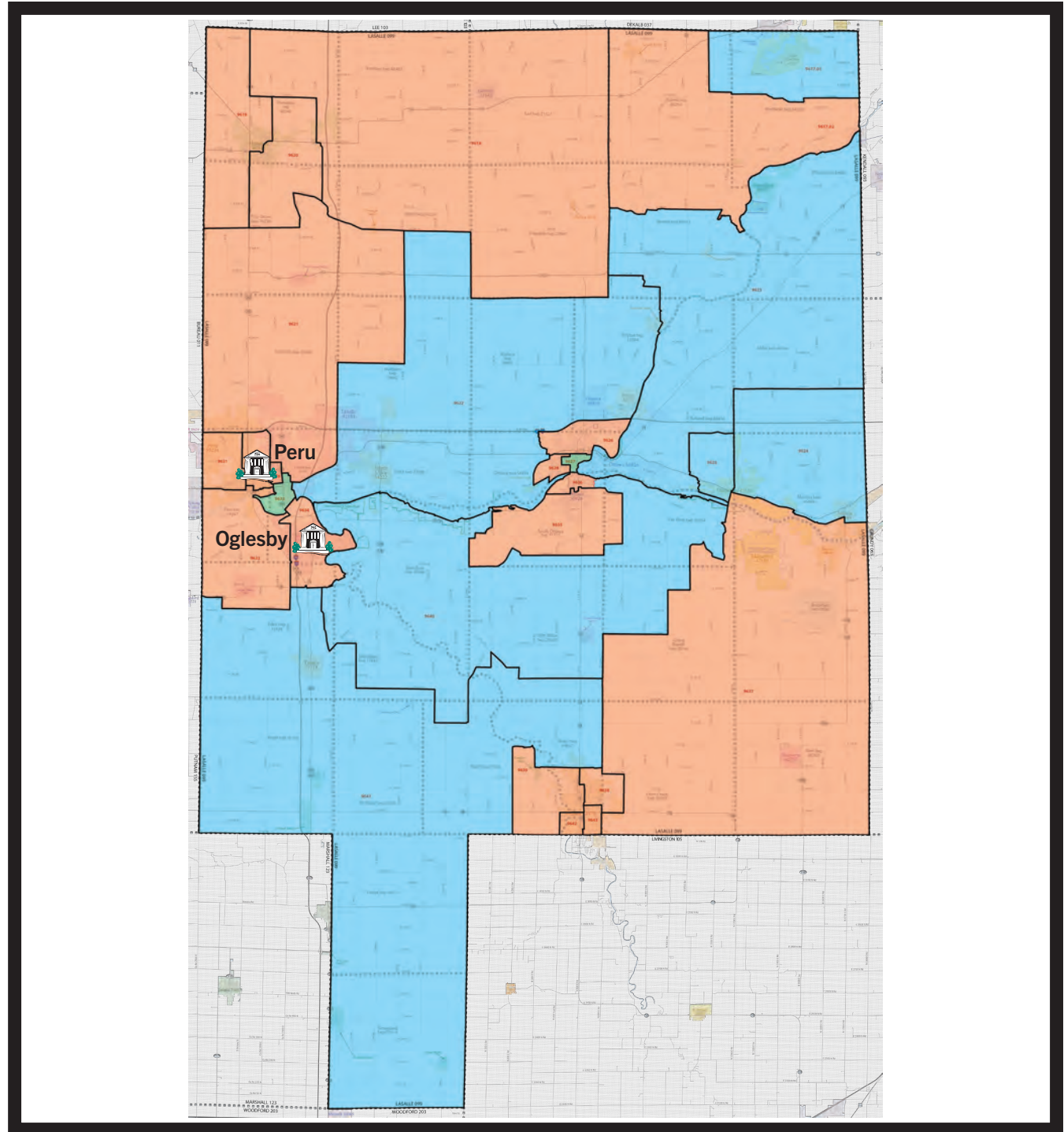
State Code	County Code	Tract Code	Tract Income Level	Distressed or Underserved Tract	Tract Median Family Income %	2023 FFIEC Est.MSA/MD non-MSA/MD Median Family Income	2023 Est. Tract Median Family Income	2020 Tract Median Family Income	Tract Population	Tract Minority %	Minority Population	Owner Occupied Units	1- to 4-Family Units
17	011	9647.00	Middle	No	106.94	\$82,300	\$88,012	\$73,750	2866	8.20	235	953	1249
17	011	9648.00	Middle	No	108.12	\$82,300	\$88,983	\$74,559	3231	5.48	177	985	1492
17	011	9649.00	Middle	No	92.90	\$82,300	\$76,457	\$64,063	2635	9.26	244	811	1261
17	011	9650.00	Middle	No	110.73	\$82,300	\$91,131	\$76,364	3668	35.80	1313	1105	1671
17	011	9651.00	Middle	No	97.98	\$82,300	\$80,638	\$67,566	4224	19.89	840	1142	1672
17	011	9652.00	Middle	No	86.34	\$82,300	\$71,058	\$59,543	3474	24.38	847	1005	1333
17	011	9653.00	Middle	No	92.50	\$82,300	\$76,128	\$63,789	3370	11.25	379	987	1483
17	011	9654.00	Middle	No	109.87	\$82,300	\$90,423	\$75,769	3555	8.16	290	1228	1582
17	011	9655.00	Middle	No	91.72	\$82,300	\$75,486	\$63,250	3506	6.33	222	1207	1606
17	011	9656.00	Middle	No	111.14	\$82,300	\$91,468	\$76,645	2715	6.85	186	970	1342

* Will automatically be included in the 2024 Distressed or Underserved Tract List



Census Tracts

-  0 :: NA Income
-  1 :: Low Income
-  2 :: Moderate Income
-  3 :: Middle Income
-  4 :: Upper Income
-  Heartland Bank Office



2023 FFIEC Census Report - Summary Census Demographic Information

State: 17 - ILLINOIS (IL)

County: 099 - LASALLE COUNTY



State Code	County Code	Tract Code	Tract Income Level	Distressed or Underserved Tract	Tract Median Family Income %	2023 FFIEC Est.MSA/MD non-MSA/MD Median Family Income	2023 Est. Tract Median Family Income	2020 Tract Median Family Income	Tract Population	Tract Minority %	Minority Population	Owner Occupied Units	1- to 4-Family Units
17	099	9617.01	Upper	No	133.78	\$82,300	\$110,101	\$92,258	6351	11.98	761	2000	2491
17	099	9617.02	Middle	No	103.04	\$82,300	\$84,802	\$71,061	3120	10.61	331	1001	1367
17	099	9618.00	Middle	No	104.03	\$82,300	\$85,617	\$71,743	3685	10.83	399	1199	1766
17	099	9619.00	Middle	No	112.27	\$82,300	\$92,398	\$77,426	4285	26.42	1132	1216	1789
17	099	9620.00	Middle	No	93.29	\$82,300	\$76,778	\$64,333	3539	40.75	1442	977	1431
17	099	9621.00	Middle	No	103.54	\$82,300	\$85,213	\$71,404	5100	17.47	891	1527	2027
17	099	9622.00	Upper	No	147.54	\$82,300	\$121,425	\$101,745	4880	11.13	543	1678	2140
17	099	9623.00	Upper	No	125.07	\$82,300	\$102,933	\$86,250	6936	25.39	1761	1943	2564
17	099	9624.00	Upper	No	120.26	\$82,300	\$97,361	\$81,581	3836	11.84	454	996	1715
17	099	9625.00	Upper	No	120.69	\$82,300	\$97,715	\$81,875	2288	12.02	275	644	861
17	099	9626.00	Middle	No	94.58	\$82,300	\$77,839	\$65,221	5727	18.46	1057	1347	2123
17	099	9627.00	Moderate	No	57.35	\$82,300	\$47,199	\$39,550	2169	24.67	535	558	955
17	099	9628.00	Middle	No	101.62	\$82,300	\$83,633	\$70,078	3355	16.13	541	987	1620
17	099	9629.00	Middle	No	92.44	\$82,300	\$76,078	\$63,750	3056	23.79	727	867	1473
17	099	9630.00	Middle	No	99.20	\$82,300	\$81,642	\$68,411	4734	15.17	718	1491	2028
17	099	9631.00	Middle	No	116.64	\$82,300	\$95,995	\$80,435	3226	15.19	490	1202	1619
17	099	9632.00	Middle	No	105.13	\$82,300	\$86,522	\$72,500	2967	16.92	502	825	1444
17	099	9633.00	Moderate	No	71.99	\$82,300	\$59,248	\$49,643	2410	35.77	862	403	942
17	099	9634.00	Middle	No	97.88	\$82,300	\$80,555	\$67,500	3856	11.83	456	1235	1725
17	099	9635.00	Middle	No	109.61	\$82,300	\$90,209	\$75,586	4954	12.58	623	1252	1637
17	099	9636.00	Middle	No	95.31	\$82,300	\$78,440	\$65,724	3310	16.04	531	1003	1379
17	099	9637.00	Middle	No	111.02	\$82,300	\$91,369	\$76,563	5459	10.37	566	1597	2112
17	099	9638.00	Middle	No	95.19	\$82,300	\$78,341	\$65,645	4114	19.69	810	1306	1801
17	099	9639.00	Middle	No	92.49	\$82,300	\$76,119	\$63,781	4919	20.78	1022	1476	2125
17	099	9640.00	Upper	No	131.06	\$82,300	\$107,862	\$90,380	2416	7.66	185	972	1149
17	099	9641.00	Upper	No	120.35	\$82,300	\$99,048	\$82,991	3612	9.77	353	1296	1818







* Will automatically be included in the 2024 Distressed or Underserved Tract List

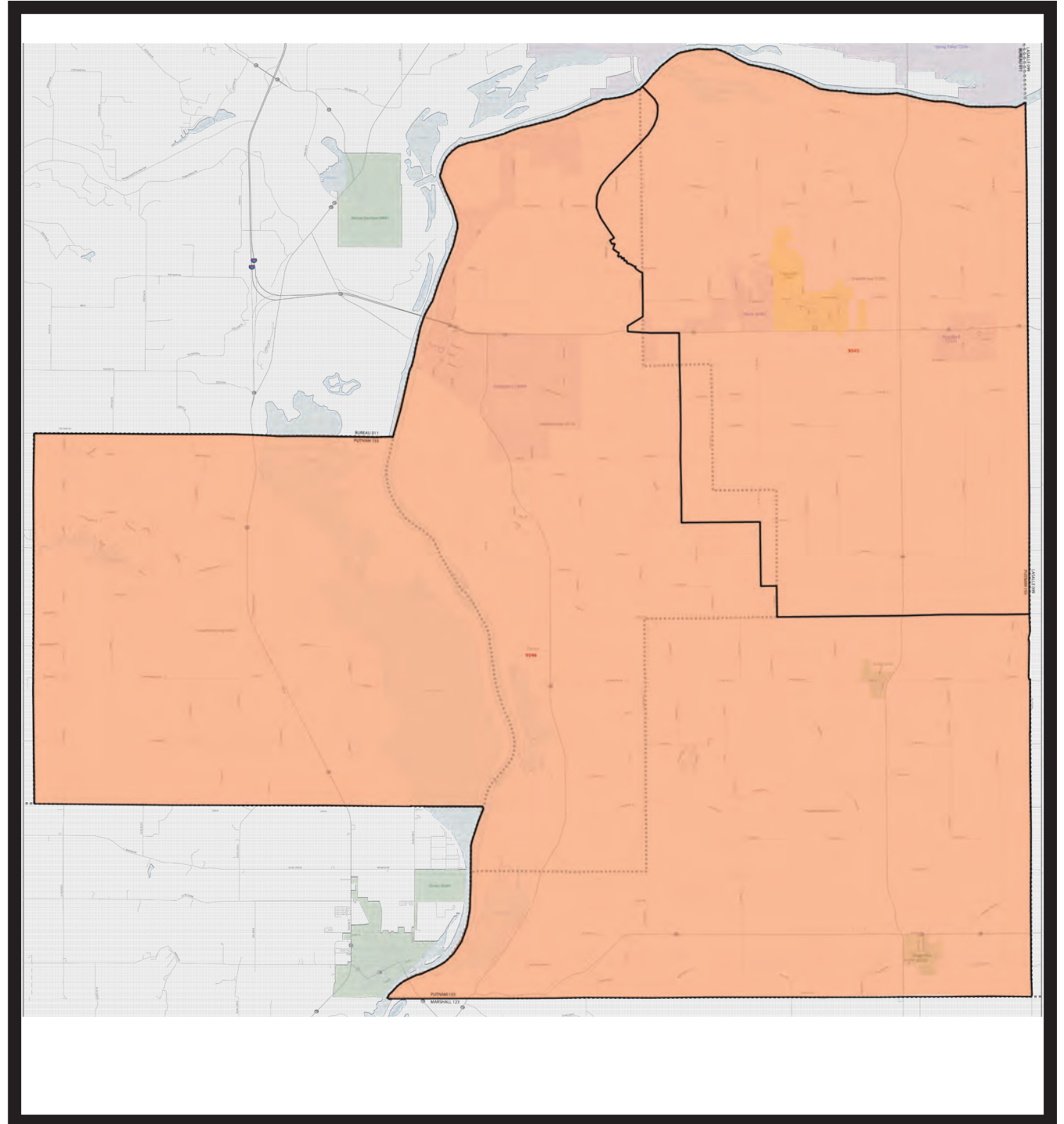
State Code	County Code	Tract Code	Tract Income Level	Distressed or Underserved Tract	Tract Median Family Income %	2023 FFIEC Est.MSA/MD non-MSA/MD Median Family Income	2023 Est. Tract Median Family Income	2020 Tract Median Family Income	Tract Population	Tract Minority %	Minority Population	Owner Occupied Units	1- to 4-Family Units
17	099	9642.00	Middle	No	96.49	\$82,300	\$79,411	\$66,538	2288	21.37	489	849	1167
17	099	9643.00	Middle	No	84.06	\$82,300	\$69,181	\$57,969	3066	24.69	757	758	1413

* Will automatically be included in the 2024 Distressed or Underserved Tract List



Census Tracts

-  0 :: NA Income
-  1 :: Low Income
-  2 :: Moderate Income
-  3 :: Middle Income
-  4 :: Upper Income
-  Heartland Bank Office



State Code	County Code	Tract Code	Tract Income Level	Distressed or Underserved Tract	Tract Median Family Income %	2023 FFIEC Est.MSA/MD non-MSA/MD Median Family Income	2023 Est. Tract Median Family Income	2020 Tract Median Family Income	Tract Population	Tract Minority %	Minority Population	Owner Occupied Units	1- to 4-Family Units
17	155	9545.00	Middle	No	111.35	\$82,300	\$91,641	\$76,786	2814	12.86	362	956	1377
17	155	9546.00	Middle	No	114.92	\$82,300	\$94,579	\$79,250	2823	7.16	202	1020	1753
17	155	9999.99	Middle	No	113.32	\$82,300	\$93,262	\$78,145	5637	10.01	564	1976	3130

* Will automatically be included in the 2024 Distressed or Underserved Tract List