





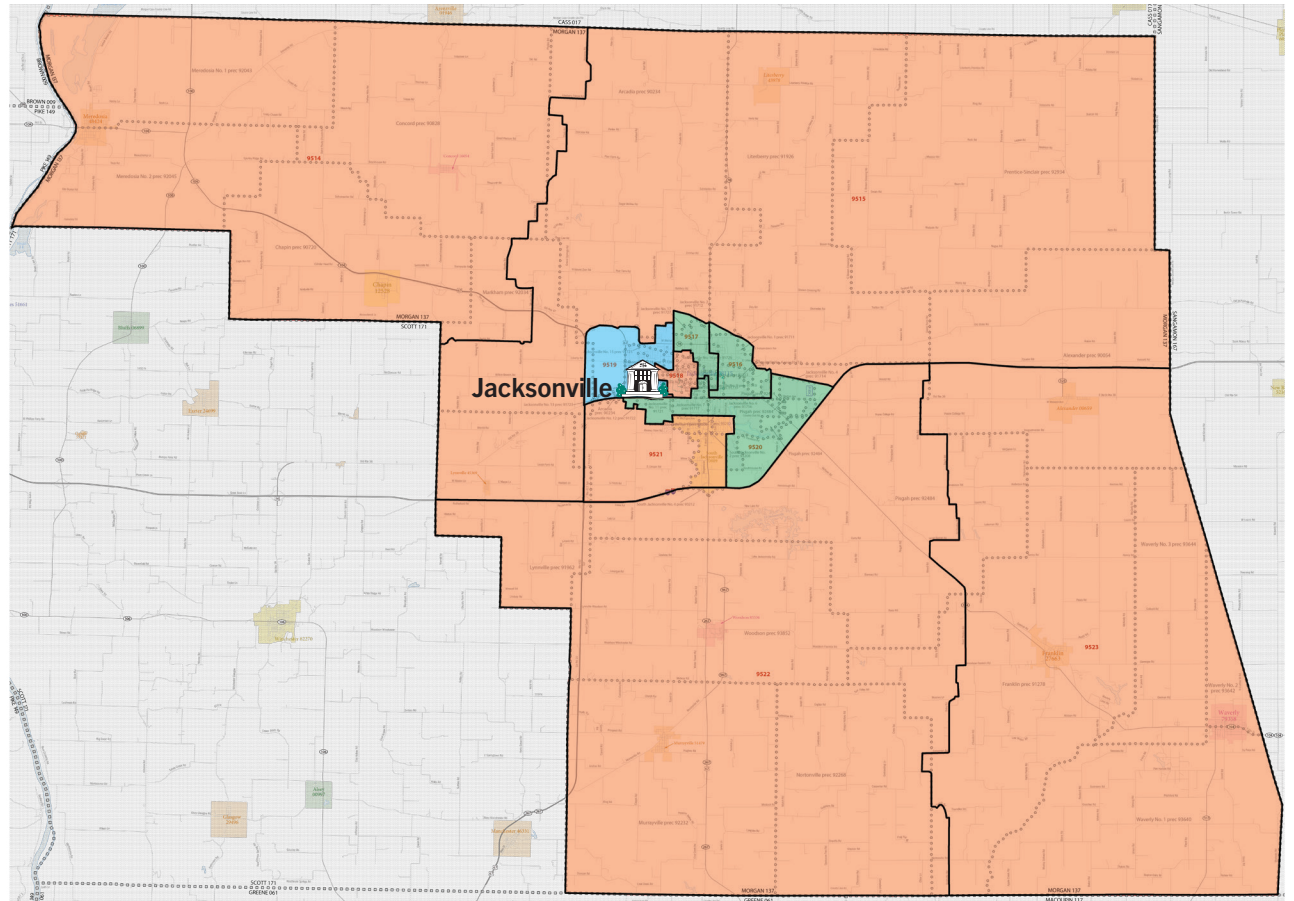


Census Tracts

-  0 :: NA Income
-  1 :: Low Income
-  2 :: Moderate Income
-  3 :: Middle Income
-  4 :: Upper Income
-  Heartland Bank Office



2023 FFIEC Census Report - Summary Census Demographic Information

State: 17 - ILLINOIS (IL)

County: 137 - MORGAN COUNTY



State Code	County Code	Tract Code	Tract Income Level	Distressed or Underserved Tract	Tract Median Family Income %	2023 FFIEC Est.MSA/MD non-MSA/MD Median Family Income	2023 Est. Tract Median Family Income	2020 Tract Median Family Income	Tract Population	Tract Minority %	Minority Population	Owner Occupied Units	1- to 4-Family Units
17	137	9514.00	Middle	No	82.98	\$82,300	\$68,293	\$57,228	2400	4.46	107	863	1298
17	137	9515.00	Middle	No	111.69	\$82,300	\$91,921	\$77,024	2894	4.46	129	921	1257
17	137	9516.00	Moderate	No	71.60	\$82,300	\$58,927	\$49,375	3146	24.09	758	676	1440
17	137	9517.00	Moderate	No	56.09	\$82,300	\$46,162	\$38,684	2888	21.19	612	615	1223
17	137	9518.00	Middle	No	92.32	\$82,300	\$75,979	\$63,667	3453	18.07	624	914	1428
17	137	9519.00	Upper	No	139.21	\$82,300	\$114,570	\$96,000	4620	9.33	431	1508	1854
17	137	9520.00	Moderate	No	68.70	\$82,300	\$56,540	\$47,378	3786	28.34	1073	746	1230
17	137	9521.00	Middle	No	107.39	\$82,300	\$88,382	\$74,056	3538	9.81	347	1011	1532
17	137	9522.00	Middle	No	106.49	\$82,300	\$87,641	\$73,438	2980	5.64	168	1110	1428
17	137	9523.00	Middle	No	102.17	\$82,300	\$84,086	\$70,458	3210	5.51	177	1058	1480

* Will automatically be included in the 2024 Distressed or Underserved Tract List