





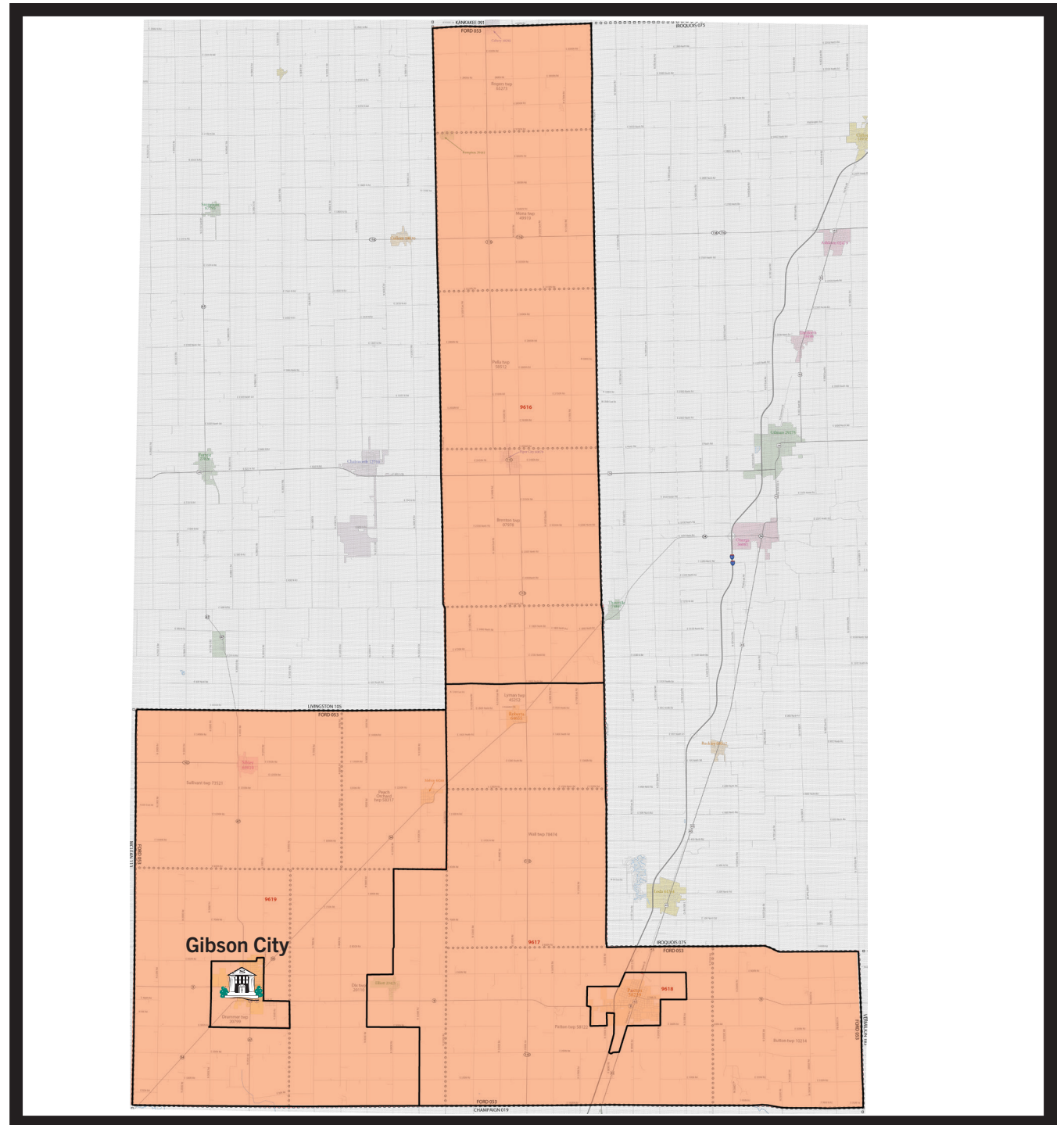




Census Tracts

-  0 :: NA Income
-  1 :: Low Income
-  2 :: Moderate Income
-  3 :: Middle Income
-  4 :: Upper Income
-  Heartland Bank Office



2023 FFIEC Census Report - Summary Census Demographic Information

State: 17 - ILLINOIS (IL)

County: 053 - FORD COUNTY



State Code	County Code	Tract Code	Tract Income Level	Distressed or Underserved Tract	Tract Median Family Income %	2023 FFIEC Est.MSA/MD non-MSA/MD Median Family Income	2023 Est. Tract Median Family Income	2020 Tract Median Family Income	Tract Population	Tract Minority %	Minority Population	Owner Occupied Units	1- to 4-Family Units
17	053	9616.00	Middle	No	80.92	\$82,300	\$66,597	\$55,804	1745	10.49	183	643	1027
17	053	9617.00	Middle	No	91.23	\$82,300	\$75,082	\$62,917	1840	5.54	102	682	897
17	053	9618.00	Middle	No	103.08	\$82,300	\$84,835	\$71,087	4628	11.60	537	1291	1629
17	053	9619.00	Middle	No	119.18	\$82,300	\$98,085	\$82,188	1750	8.40	147	563	775
17	053	9620.00	Middle	No	96.22	\$82,300	\$79,189	\$66,354	3571	8.40	300	1142	1523
17	053	9999.99	Middle	No	99.11	\$82,300	\$81,568	\$68,345	13534	9.38	1269	4321	5851

* Will automatically be included in the 2024 Distressed or Underserved Tract List