





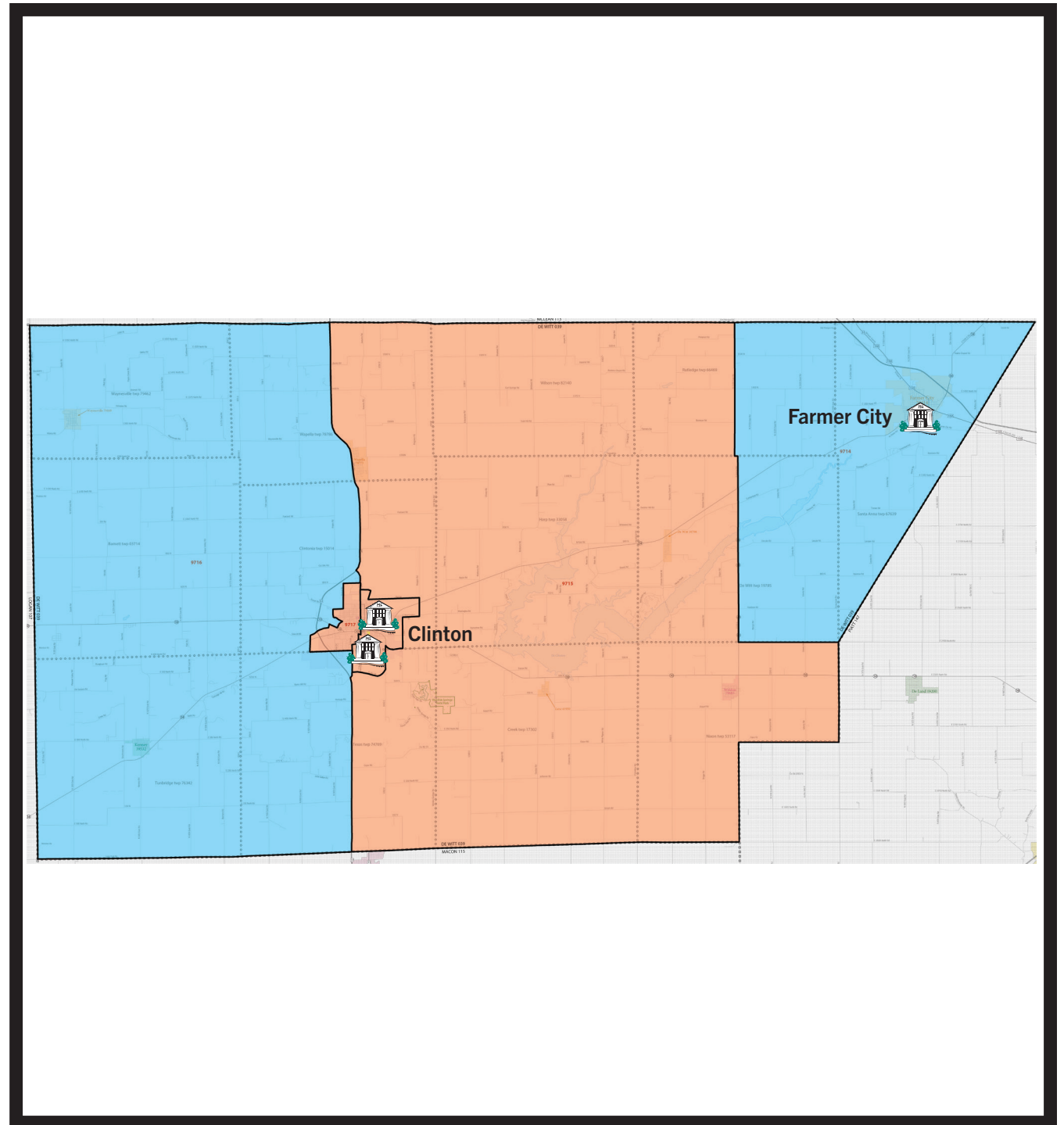




### Census Tracts

-  0 :: NA Income
-  1 :: Low Income
-  2 :: Moderate Income
-  3 :: Middle Income
-  4 :: Upper Income
-  Heartland Bank Office



2023 FFIEC Census Report - Summary Census Demographic Information

State: 17 - ILLINOIS (IL)

County: 039 - DE WITT COUNTY



State Code	County Code	Tract Code	Tract Income Level	Distressed or Underserved Tract	Tract Median Family Income %	2023 FFIEC Est.MSA/MD non-MSA/MD Median Family Income	2023 Est. Tract Median Family Income	2020 Tract Median Family Income	Tract Population	Tract Minority %	Minority Population	Owner Occupied Units	1- to 4-Family Units
17	039	9714.00	Upper	No	123.08	\$82,300	\$101,295	\$84,875	2493	6.50	162	825	1152
17	039	9715.00	Middle	No	113.19	\$82,300	\$93,155	\$78,056	2601	3.46	90	955	1206
17	039	9716.00	Upper	No	126.83	\$82,300	\$104,381	\$87,465	3589	5.57	200	1456	1809
17	039	9717.00	Middle	No	101.73	\$82,300	\$83,724	\$70,156	3271	9.29	304	1004	1558
17	039	9718.00	Middle	No	85.19	\$82,300	\$70,111	\$58,750	3562	10.95	390	889	1667
17	039	9999.99	Middle	No	108.28	\$82,300	\$89,114	\$74,673	15516	7.39	1146	5129	7392

\* Will automatically be included in the 2024 Distressed or Underserved Tract List